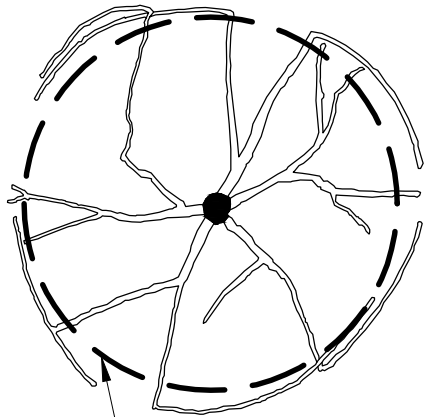
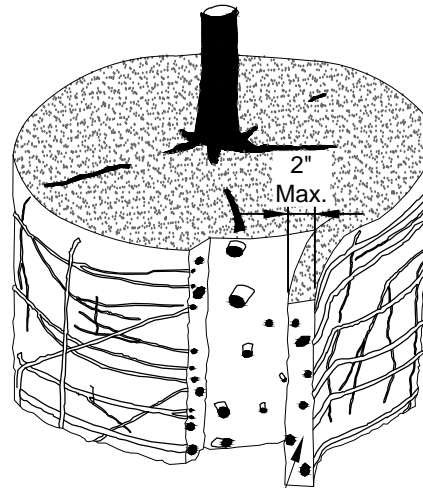


BEFORE SHAVING



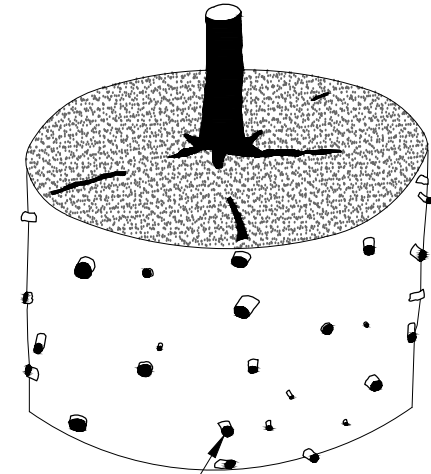
Shave root ball here to remove all roots growing on periphery.

SHAVING PROCESS



Shave outer periphery of the root ball a maximum of 2" thick.

SHAVING COMPLETE



Root tips exposed at periphery of root ball. All roots growing around periphery are removed.

Notes:

- 1- Shaving to be conducted using a sharp blade or hand saw eliminating no more than needed to remove all roots on the periphery of root ball.
- 2- Shaving can be performed just prior to planting or after placing in the hole.

URBAN TREE FOUNDATION© 2014
OPEN SOURCE FREE TO USE



ROOT BALL SHAVING CONTAINER DETAIL